

C4000 Combination Meter

Meter size (mm)	50	65	80	100
Main meter (mechanism)	H4000	H4000	H4000	H4000
By-pass meter (insert)	V220	V220	V220	V220
	(20mm)	(20mm)	(20mm)	(20mm)

Overall Length

ISO 4064 (mm)	300	300	350	350
DIN 19625 – WS (mm)	270	–	300	360

Performance (m³/h)

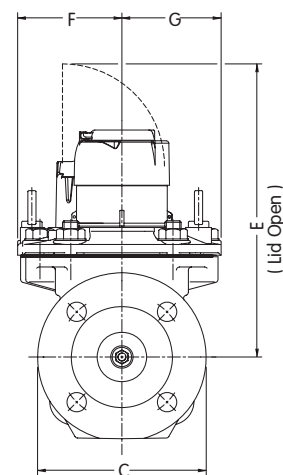
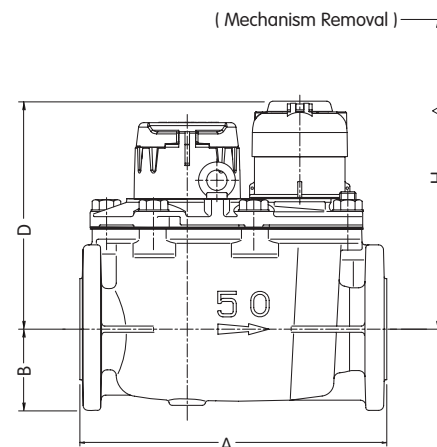
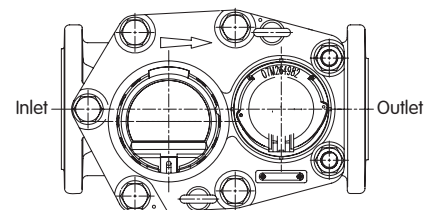
q _{max} comb. ±2% acc.	50	50	200	250
q _n comb. ±2% acc.	25	25	120	180
q _n – by-pass meter ±2% acc.	2.5	2.5	2.5	2.5
q _t comb. ±2% acc.	0.0225	0.0225	0.0225	0.0225
q _{min} comb. ±5% acc.	0.015	0.015	0.015	0.015
ISO 4064 q _{max} ±2% acc.	30	30	80	120
Flow at 0.6 bar headloss	31	31	112	120
Flow at 1.0 bar headloss	40	40	145	155
Turndown ratio	3,333	3,333	13,333	16,667

Changeover Valve (m³/h)

Opening flow	1.8	1.8	2.2	2.4
Closing flow	1.2	1.2	1.2	1.4

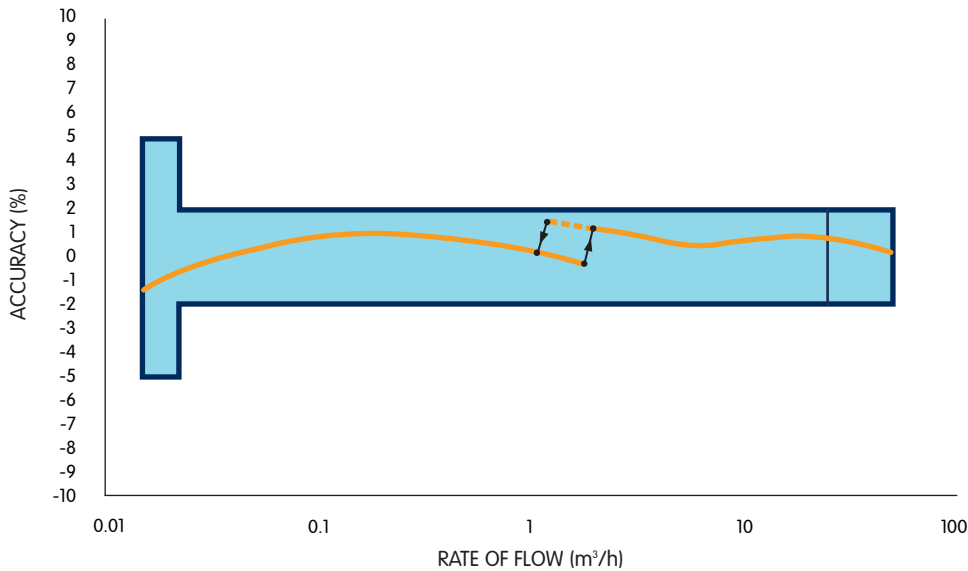
Dimensions

Meter size (mm)	50	65	80	100
Overall length (A)	270-300	300	300-350	350-360
Height (B)	80	86	104	115
Diameter (C)	166	186	201	228
Height (D)	225	225	245	255
Height with lid open (E)	291	291	316	321
Width (F)	105	105	125	140
Width (G)	100	100	125	140
Mechanism removal (H)	400	400	475	500
Weight (kg)	23-25	27	33-35	40-41



Accuracy Curve and Pulse Connectivity shown overleaf.

Typical Accuracy Curve



PR7 Designed for the H4000 range of bulk meters

Pulse Connectivity

Calculating Pulse Weights when fitted with PR7 inductive pulser

Pulse Weight is calculated by multiplying the Register 'Pulse Factor' (P) by the PR7 'K-Factor' (K)
 Pulse Weight (Litres per Pulse) = P x K

Size	Pulse Factor	K-Factor			
		K1	K10	K100	K1000
50mm	P:1	1 ltr	10 ltrs	100 ltrs	1,000 ltrs
65mm	P:1	1 ltr	10 ltrs	100 ltrs	1,000 ltrs
80mm	P:1	1 ltr	10 ltrs	100 ltrs	1,000 ltrs
100mm	P:1	1 ltr	10 ltrs	100 ltrs	1,000 ltrs

PR7 is an open collector pulse transmitter suitable for data logging, AMR and telemetry equipment. Check with your equipment supplier for full details of compatibility.

The PR7 with a K factor of 1 should be used with advanced data loggers, those capable of accepting a 5ms width pulse. Other outputs (k > 1) have a variable pulse width. These can be used with any data logger.

PR6 Designed for the V200 range of volumetric meters


Meter pulse factor	Pulser type	K factor	Primary output pulse weight litres/pulse	Secondary output pulse weight litres/pulse
PR6P:1	PR6	1:1	1	1
PR6P:10	PR6	1:1	10	10

The C4000 needs a PR6 for the V220 volumetric meter and a PR7 for the Woltmann meter.


Pressure equipment directive 97/23/EC.

This product is applicable in networks for the supply, distribution and discharge of water and associated equipment and is therefore exempt.

Copyright Elster Metering Limited 2008.



- On this example 50mm C4000 register, the user can identify from the dial plate both the:
 - Type of pulser to use ie PR7
 - Pulse Factor ie P:1



- On the PR7 unit the user can identify from the label the K-Factors for each output channel
- Primary Output K-Factor
- Secondary Output K-Factor

Note: Specifications are subject to change without notice.